

A CARING APPROACH TO SERVE YOUR NEEDS

A guide to Proton Therapy for patients with cancer.

WHY CHOOSE PROTON THERAPY?

MORE PRECISE. FEWER SIDE EFFECTS.

Proton Therapy is an advanced form of radiation therapy. It precisely targets tumors, significantly reducing the amount of radiation exposure the body receives during treatment. As a result, there is less damage to healthy tissue and patients experience fewer side effects during and after treatment.

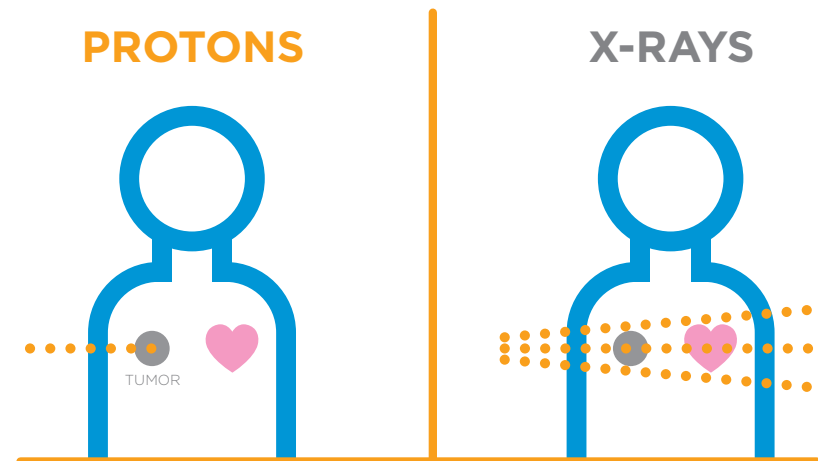
CANCERS WE TREAT

Proton therapy is effective in treating various types of cancers, as well as some non-cancerous tumors. It is particularly beneficial for treating tumors near critical structures or vital organs, such as the brain, heart, or spinal cord.

- Prostate cancer
- Head, neck, and oral tumors
- Brain tumors
- Pediatric tumors
- Orbital and eye tumors
- Sarcomas and other connective and soft tissue tumors
- Gastrointestinal tumors, including esophageal, pancreatic, liver, colon, and anal
- Recurrent cancers
- Breast tumors
- Lung tumors
- Gynecologic cancers
- Tumors near the spine
- Base-of-skull tumors

NOTE: This is not a complete list of all cancers that can benefit from proton therapy. Please speak with our Cancer Care Experts to find out if you're a candidate.

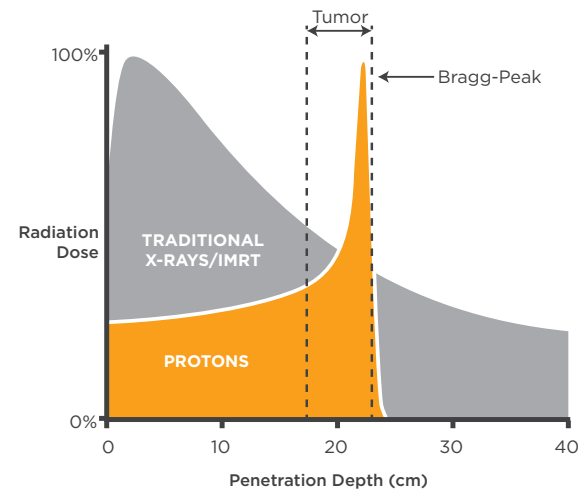
The image below illustrates how protons differ from traditional x-ray radiation. Protons can be controlled to stop at a specific target, but x-rays cannot. Therefore, x-rays deliver unnecessary radiation beyond the tumor.



PROTON THERAPY AVOIDS UNNECESSARY RADIATION

When protons enter the body, most of their energy is deposited at the tumor and does not continue beyond that target. This unique behavior allows protons to destroy cancer cells while minimizing damage to nearby healthy tissue and critical structures. This differs from traditional radiation, in which x-rays deposit more radiation before their target, then continue delivering radiation beyond the tumor where healthy tissue and organs may be at risk.

**With Proton Therapy,
less healthy tissue around the
tumor is exposed to radiation,
so patients experience
fewer side effects.**

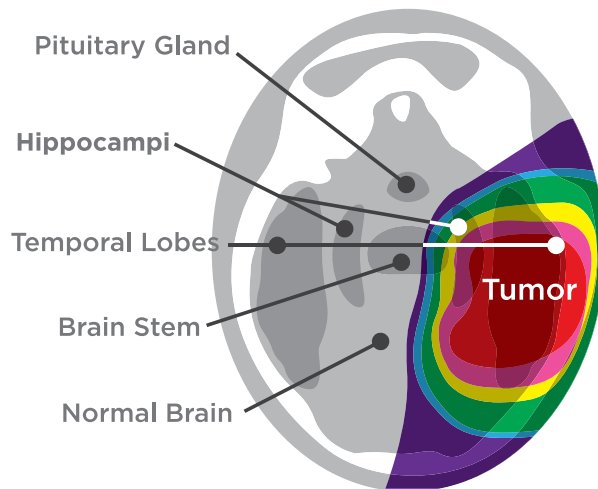


This graph shows the difference between protons and x-rays (IMRT). The **orange area** represents proton therapy. Because the penetration depth of radiation into the body can be controlled, the proper dose of radiation is delivered to the tumor and then stops, limiting exposure to healthy tissue. On the other hand, the **gray area** represents IMRT, which uses x-rays that enter the body, deposit energy at the tumor, then continue beyond the tumor.

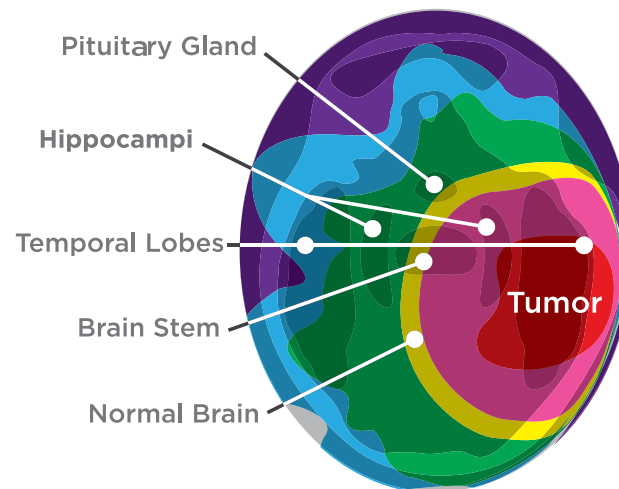
COMPARING YOUR TREATMENT OPTIONS

Below are examples of brain tumors treated with proton therapy (Example A) and traditional x-rays (Example B). In both therapies, the tumor is treated with radiation. However, proton therapy avoids unnecessary radiation to the healthy brain tissue and critical structures surrounding the tumor.

Example A
PROTONS



Example B
X-RAYS/IMRT



LOW
RADIATION



HIGH
RADIATION

FREQUENTLY ASKED QUESTIONS

- **Does proton therapy have any side effects?**

Proton therapy treatment is painless and often reduces the risk of side effects. Some patients may experience mild side effects like skin redness or irritation in the area treated, which can be managed by our Care Team.

- **Is proton therapy approved by the FDA?**

Proton therapy is not experimental. It was approved by the FDA in 1988 and is now considered one of the most advanced cancer treatments in the world.

- **Where can I find the results of studies on proton therapy?**

There are many clinical studies proving the effectiveness of proton therapy, as well as its ability to lower the risk of side effects compared to traditional radiation and other treatments. Learn more about these studies at ProtonBenefits.com.

- **Can proton therapy be combined with other treatments?**

Depending on the cancer diagnosis, proton therapy is often combined with other treatments, including chemotherapy, hormone therapy, surgery, and traditional x-ray radiation. Proton therapy is important to consider because it lowers the risk of damage to healthy tissue and vital organs.

- **Is proton therapy covered by insurance?**

Proton therapy is covered by most major carriers. Coverage varies based on many factors, including cancer type, stage, and specific benefits. As coverage continues to expand with major insurance carriers, the best way to determine coverage is to contact our Cancer Care Experts at 615-200-6882 who can connect you to our Financial Services team.



EXPERIENCE OUR CULTURE OF CARE

Provision CARES Proton Therapy Nashville has embraced a “**Culture of Care**” that marks a new standard of excellence in patient care. The cornerstone of this culture is built around:

Respecting the dignity and value of every person.

We believe patient care and patient experience are integral to an optimal recovery and outcome. Our expert team of Care Coordinators is available to talk to you about your cancer diagnosis, answer your questions, and help you schedule a consultation.

